

# IPC-6908

## 8-Slot Desktop/Wallmount Chassis with Front Alarm Notification




### Features

- 8-slot desktop/wallmount industrial computer chassis
- Shock-resistant drive bay with rubber cushions
- LED indicators and audible alarm notification for system fault detection
- Easy-to-open top-cover, no screwdriver required
- One hot-swappable 9 cm / 53 CFM system fans
- Various 8-slot backplane options
- 250 W / 300 W / 400 W ATX PS/2 and 300W ATX redundant power supply options

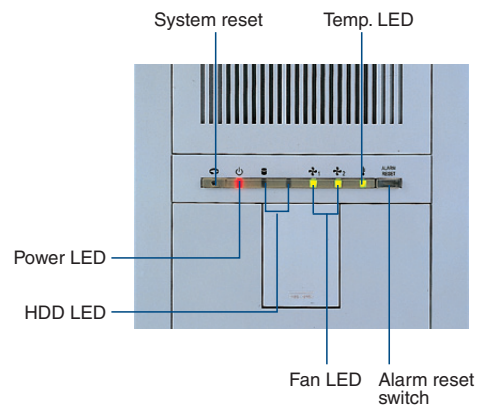


### Specifications

Drive Bay	5.25"	Front-accessible	Internal
	3.5"	2	-
Cooling	Fan	1 (hot-swappable, 9 cm / 53 CFM each)	
	Air Filter	Yes	
Miscellaneous	LED Indicators	Power, HDD, temperature and fan	
	Control	System reset and alarm reset	
Environment	Temperature	Operating	Non-Operating
		0 ~ 40° C (32 ~ 104° F)	-20 ~ 60° C (-4 ~ 140° F)
	Humidity	10 ~ 85% @ 40° C, non-condensing	10 ~ 95% @ 40° C, non-condensing
	Vibration (5 ~ 500 Hz)	1 Grms	
Physical Characteristics	Dimensions (W x H x D)	200 x 300 x 463 mm (7.9" x 11.8" x 18.2")	
	Weight	12 kg (26.4 lb)	

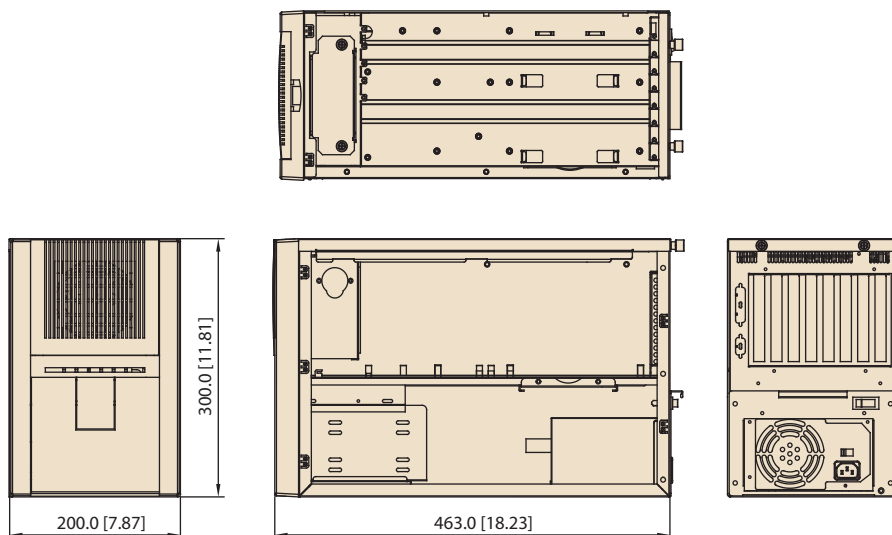


Hot-swappable cooling fan module contains one 53 CFM cooling fans



## Dimensions

Unit: mm [inch]



## Ordering Information

Part Number	Power Supply	Backplane	Regulations	Switch
IPC-6908BP-BE	-	-	-	AT/ATX
IPC-6908BP-30CE	1757003840	-	CE	ATX

## Optional Accessories

Part Number	Description
1701400971	HDD cable, ATA 33, 62 cm + 35 cm
1701400973	HDD cable, ATA 66/100, 62 cm + 35 cm
1999908000	Fan filter 92 x 92 x 5 mm
IDT-3120E	Mobile rack for converting a 3.5" drive bay to dual 2.5" SATA HDD trays
IDT-5230E	Mobile rack for converting dual 5.25" drive bays to three 3.5" SAS/SATA HDD trays

## Power Supply Options

(For detailed power supply specs, please refer to Chapter 6)

Part Number	Specifications	
	Watts	Input
PS-250ATX-ZE (ATX, PFC)	250 W	AC 115 / 230 V (selectable)
PS8-300ATX-ZBE (ATX, PFC)	300 W	AC 100 ~ 240 V (full-range)
PS8-400ATX-ZE (ATX, PFC)	400 W	AC 100 ~ 240 V (full-range)
PS-300ATX-DC48E (ATX)	300 W	DC -48 V
RPS-300ATX-ZE (ATX, PFC)	300 W	AC 100 ~ 240 V (full-range)



[www.L-TronDirect.com](http://www.L-TronDirect.com)

800-830-9523

[info@L-Tron.com](mailto:info@L-Tron.com)

596 Fishers Station Dr | Victor, NY | 14564 | Suite 1 A

[www.L-Tron.com](http://www.L-Tron.com)

