


AIMB-201DS




Intel® Core™ i7/i5/i3/Celeron® uFC-PGA988
Mini-ITX with 3 HDMI(CEC), 1 COM, Single
LAN

NEW



Features

- Supports Intel® Core™ i7/i5/i3 mobile processor (PGA) with Intel QM77 chipset
- Supports triple independent display of 3 HDMI(CEC)
- Supports miniPCIe, cFast
- 19V_{DC} power input, supports DC power hot plug
- Supports iManager, SUSIAccess and Embedded Software APIs

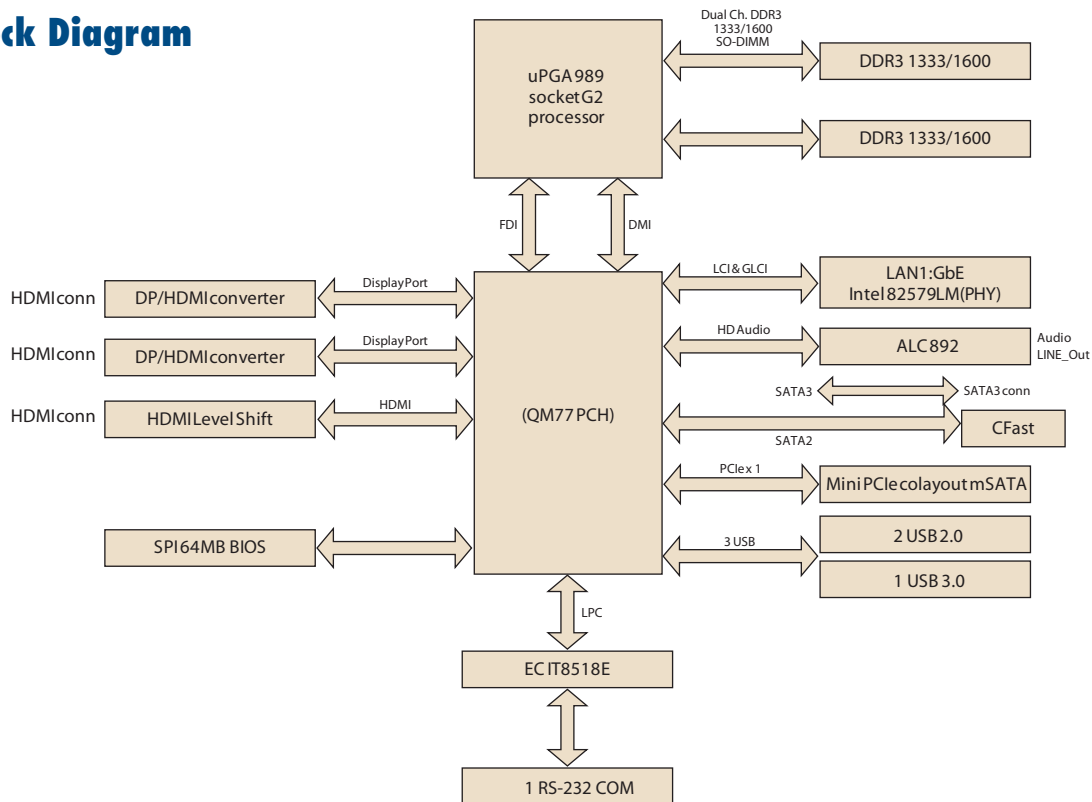
Software APIs:   

Utilities:  

Specifications


		Intel Core i7-3610QE	Intel Core i7-2710QE	Core i5-3610ME	Core i5-2510E	Core i3-3120ME	Core i3-2330E	Celeron B810	
Processor System	CPU	Intel Core i7-3610QE	Intel Core i7-2710QE	Core i5-3610ME	Core i5-2510E	Core i3-3120ME	Core i3-2330E	Celeron B810	
	Core Number	4	4	2	2	2	2	2	
	Max Speed	2.3 GHz	2.1 GHz	2.7GHz	2.5 GHz	2.4GHz	2.2 GHz	1.6 GHz	
	L3 Cache	6 MB	6 MB	3MB	3 MB	3MB	3 MB	2 MB	
	Chipset	QM77							
BIOS	AMI EFI 64 Mbit SPI								
Expansion Slot	PCI	-							
	Mini-PCIe	1							
	PCIe x16 (Gen3)	-							
Memory	Technology	Dual Channel DDR3 1333/1600 MHz SDRAM							
	Max. Capacity	16 GB/up to 8 GB per SODIMM							
	Socket	2 x 204 PIN DDR3 SODIMM							
Graphics	Controller	Integrated Gfx Gen 7, supports DirectX11, OpenGL 3.1 and OpenCL 1.1, Full AVC, VC1, MPEG2 H/W							
	VRAM	Shared system memory, 2 GB and above, total system memory shared 1 GB maximum video memory							
	HDMI	3 (Supports 1920 x 1080p at 60 Hz, 36 bpp, Supports HDMI v1.3)							
Ethernet	Interface	10/100/1000 Mbps							
	Controller	GbE LAN1: Intel 82579LM							
	Connector	RJ-45 x 1							
SATA	Max Data Transfer Rate	600 MB/s (SATA 3.0)							
	Channel	1							
Rear/Front I/O	CRT	-							
	HDMI	3 (Rear)							
	Display Port	-							
	Ethernet	1 (Rear)							
	USB	3 (Rear 1 x USB 3.0, 2 x USB 2.0 Front)							
	Audio	1 (Line-out)							
	Serial	1 (Front)							
	DC-jack	1 (Rear)							
Internal Connector	USB	-							
	LVDS/inverter	-							
	Serial	-							
	IDE	-							
	SATA	1 (SATA 3.0)							
	MiniPCIe (colay mSATA)	1 (for optional expansion modules)							
	Parallel	-							
	IrDA	-							
Power input	1 (DC-in Jack)								
Watchdog Timer	Output	System reset							
	Interval	Programmable 1 ~ 255 sec/min							
Power Requirements	Management	ACPI 3.0							
	Power Consumption	Up 90W Support							
	Input Voltage	19V DC-in(ATX/AT mode, default ATX)							
Environment	Temperature	Operating				Non-Operating			
		0 ~ 60° C (32 ~ 140° F), depends on CPU speed and cooler solution				-20 ~ 70° C (-4 ~ 158° F)			
Physical Characteristics	Dimensions	170 mm x 170 mm (6.69" x 6.69")							

Block Diagram

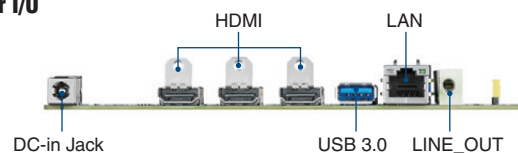


AIMB-201DS I/O Placement

Front I/O



Rear I/O



Ordering Information

	Part Number	Chipset	HDMI	LAN	Storage	I/O
Industrial Motherboard	AIMB-201VG-DSA1E	QM77	3 (CEC)	1	1 x SATA 3.0, CFast, miniPCIe (co-lay mSATA)	1 COM, 3 USB (1xUSB3.0, 2xUSB2.0)

	Part Number	Chipset	Front IO		Rear IO			Remark	
			USB 2.0	COM	HDMI	USB 3.0	LAN		Audio-Line Out
Mini-ITX System	AIMB-B12010-00Y1E	QM77	2	1	3	1	1	1	Barebone, with thermal module

Packing List

Part Number	Description	Quantity
2006A20110	Startup manual	1
2066A20100	Driver CD	1

Optional Accessories

Part Number	Description
1757003734	ADAPTER 100-240V 65W 19V 3.42A
1700019384	SATA power cable 30cm
1700017999	SATA power cable 17cm
1960057850T001	Thermal module
1960051292N001	CPU Cooler
1700021320-0	Fan transfer cable (when using CPU Cooler)

Embedded OS/API

OS/API	Part No.	Description
Win	2070011815	WES7E AIMB-201 V5.1.4 ENG/TC/SC SA
Embedded	2070011814	WES7E 64-bits AIMB-201 V5.6.4 ENG/TC/SC
Win XPE	2070011818	WES2009 AIMB-201VG-DSA1E V4.3 ENG/TC/SC;SA
Software API		SUSI 3.0 SW API for AIMB-201 XP



www.L-TronDirect.com

800-830-9523

info@L-Tron.com

596 Fishers Station Dr | Victor, NY | 14564 | Suite 1 A

www.L-Tron.com

