


Havis® Truck Consoles



Universal SUV or Truck Application
(C-AB-825-H Angled Adapter on a C-2410 Console)




Double or Cab Console
(C-D2300-FL1 Freightliner M-2 Console with
accessory pocket option C-D-AP-FS shown)



Angled towards driver making vital equipment
easier to see and quicker to reach.

Truck Consoles by Havis

- Consoles specially designed to fit Light & Medium Duty Trucks, SUV's, and Freightliner, International, & Sterling Commercial Cabs.
- Save fabrication time without sacrificing quality.
- Console includes equipment mounting brackets and filler plates to provide flush custom appearance. Over 500 control head specific brackets available.
- A variety of accessories are available including: accessory pockets and storage boxes, map lights, mic clips, clipboards, switch panels, cup holders and more. Refer to Havis Product Catalog for detailed list.
- Custom designed Vehicle Specific Consoles are also available for SUV's and trucks.



Accessory Pocket Options (C-D-AP-FS shown)
Also available without File Storage (C-D-AP)

Havis® Truck Consoles

Light and Medium Truck Consoles

C-2410



Enclosed Series Console

- Light and medium truck consoles (SUV & full size only)
- 24" long enclosed 10" high console
- Vehicle mounting brackets are included and are vehicle specific.
- Includes filler plates (FP) and/or equipment brackets (EB) to completely enclose mounting area less internal mount options

C-AB-825-H

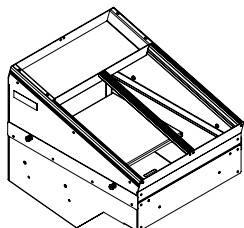


25° Angled Mounting Adapter for C-Series Consoles

- Offers two different mounting planes when mounted on Consolidator Consoles (25° angled and 0° horizontal)
- 9.5" mounting space, 8" total mounting space, 25° angled console adapter.
- Mounts to C-Series and utilizes 9.5" mounting space of console
- 4.675" high x 9" wide x 9.5" length
- Filler plates (FP) and/or equipment brackets (EB) sold separately

OEM Double Consoles Designed to fit Freightliner, International, and Sterling Commercial Cabs (C-D Series)

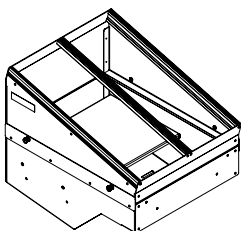
C-D1510-___*



Double 15" Console w/ Mounting & V-Mux Control Panel Bracket

- Total 30" Enclosed Console w/ V-Mux Control Panel Bracket Top Mounted
- Includes Vehicle Mounting Brackets, up to four pairs of (EB) Equipment Brackets, and up to four (FP) Filler Plates - 30" Maximum
- Maximum equipment mounting area is 30" (double 15")

C-D2300-___*



Double 23" Console with Mounting

- Total 46" Enclosed Console
- Includes Vehicle Mounting Brackets, up to eight pairs of (EB) Equipment Brackets, and up to eight (FP) Filler Plates - 46" Maximum
- Maximum equipment mounting area is 46" (double 23")

*Specify vehicle:

FL1 = '04-06 Freightliner Model M-2

ST1 = '04-06 Sterling Model New Advanced Acterra

IN1 = '04-06 International DuraStar models 4100, 4300, and 4400 and WorkStar models 7300, 7400, 7500, 7600, and 7700
(Consoles are 17.8" Wide X 23" Long, 32 lbs.)

Vehicle Specific Consoles



2008-2010 F-250 Pick-Up
C-VS-1200-F250-1



2007-2010 Expedition
C-VS-1200-EXPD-1



2006-2010 Explorer
C-VS-1600-EXPL



2007-2010 Tahoe/Yukon/
Suburban
C-VS-1000-TAH



www.L-TronDirect.com

800-830-9523

info@L-Tron.com

596 Fishers Station Dr | Victor, NY | 14564 | Suite 1 A

www.L-Tron.com

Get in touch with us
on social media!

