

Monitor Mounting Solutions by Havis

Comfort, Safety, and Quality



Crown Victoria Swing Out Mount with a Datalux Computer (C-DMM-101, C-MM-205)



Dodge Charger Tilt Swivel Mount with a L3-MV2 Computer (C-DMM-104, C-MM-201, C-MM-302)



Universal Monitor and Keyboard Pole Mount with Data911 Computer (C-MKM-101, C-MM-204)



Universal Console Mounted Mount with Robovu-1205-PS (C-UMM-101, C-MM-208, C-MM-301)

Monitor and Keyboard Mounts are available for specific vehicles and universal mounting

- The Monitor Mount System is designed to be a modular system that utilizes interchangeable parts
- Designs fit Motorola, L3, Data 911, Amrel, Dell, Panasonic, Polaris Trooper II, JLT and others
- Excellent space-saving solution for two officer patrols and FTOs
- Safely and conveniently positions computer and monitor in line of sight

Monitor Mount Solutions

Monitor Mount Bases



C-DMM-101
Monitor Mounting Base
For Ford Crown Victoria



C-DMM-113
Monitor Mounting Base
For Chevrolet Impala

The first step in configuring a Monitor Mount assembly is selecting the Monitor Mount Base. Each Monitor Base is specifically designed to fit a specific vehicle dash (C-DMM-100), console (C-UMM-101) or pole mount (C-MKM-101).

- Works with C-MM-200 Series monitor adapter and C-MM-300 Series adapter bracket for easy installation (sold separately)
- Excellent space saving solution allows additional equipment to be mounted in console
- Designed with driver in mind, the monitor conveniently tilts and swivels for optimal viewing angles for both driver and passenger
- Safely and conveniently positions computer and monitor in line of sight
- No permanent vehicle modification required
- New swing-out option allows additional equipment to be mounted to the console
- Some models may require an AM/FM radio relocation bracket*

1 MONITOR MOUNTING BASES

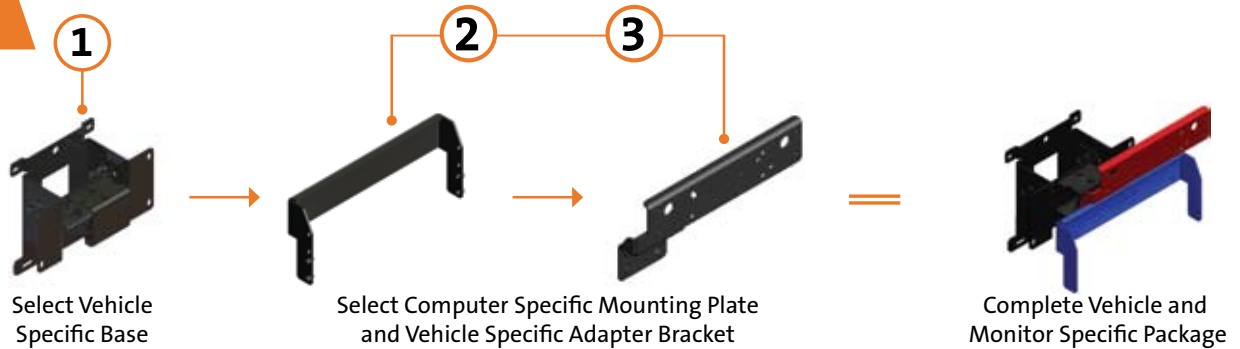
Each Monitor Base is specifically designed to fit a specific vehicle dash (C-DMM-100), console (C-UMM-101) or pole mount (C-MKM-101).

Part Number	Vehicle and Years	Mount Movement	Part Number	Vehicle and Years	Mount Movement
C-DMM-101	1995-2011 Ford Crown Victoria Dash Mount	Swing Out	C-DMM-112	2009-2010 Nissan Altima	Swing Out
C-DMM-102*	1995-2011 Ford Crown Victoria Dash Mount	Tilt/Swivel	C-DMM-113	2006-2011 Chevrolet Impala Dash Mount	Swing Out
C-DMM-103	2006-2010 Ford Edge Dash Mount	Swing Out	C-DMM-114	2007-2011 Chevrolet Tahoe Dash Mount	Swing Out
C-DMM-104*	2008-2010 Dodge Charger Dash Mount	Tilt/Swivel	C-DMM-110	Wall Monitor Mount	Tilt
C-DMM-108*	2006-2011 Chevrolet Impala Dash Mount	Tilt/Swivel	C-UMM-101	Universal Monitor Console Mount	Tilt/Swivel
C-DMM-111	2006-2010 Ford Explorer Dash Mount	Swing Out	C-MKM-101	Universal Mount Monitor and Keyboard Pole Mount	N/A

*Some models without swing out feature require an AM/FM radio relocation bracket, see back page for more information.


See www.havis.com/monitor for the Monitor Mount Configurator

Comfort, Safety, and Quality



Monitor Adapter Plates

The second step in configuring a Monitor Solution is to select the C-MM-200 series Monitor Adapter Plate that is specific to your computer Manufacturer and Model. Each plate is specifically designed for each computer monitor and bolts directly to the Monitor Mount Base. Depending on your vehicle and computer, an additional C-MM-300 series adapter bracket may also be necessary to complete your mount.



- Work with C-DMM-100 Series monitor bases, C-UMM-101 universal bases, C-MKM-101 monitor keyboard bases (sold separately, see next page)
- C-MM-200 and C-MM-300 Series adapter brackets are required for easy installation on specific vehicles. See chart below (sold separately).

2 + **3** MONITOR ADAPTER PLATES

Depending on your vehicle and computer, an additional C-MM-300 series adapter bracket may also be necessary to complete your mount.







Computer Manufacturer and Model	Monitor Specific Display Plate Part Number	Adapter Brackets (Vehicle Specific)	
		Crown Vic, Edge, Explorer, Nissan-Hybrid, C-UMM, and C-MKM models	Chevrolet Impala, Dodge Charger models
Universal VESA Compliant (AMR-MTX, CBN-CT1, L3-MV2, PLA-LX1, VES)	C-MM-201	C-MM-301	C-MM-302
Data911 15" monitor (DATA-911-15)	C-MM-202	C-MM-301	C-MM-302
Data911 M2C-8.4TR (DATA-911-84)	C-MM-203	No Adapter Required	C-MM-303
Data911 D9, M5 & M6 (DATA-911)	C-MM-204	No Adapter Required	C-MM-303
Datalux Tracer TX200 (DATALUX TX2)	C-MM-205	No Adapter Required	C-MM-303
AED Rugged Tablet (DRT-M3)	C-MM-206	C-MM-301	C-MM-302
Fleet Safety Camera (FSE-CAM)	C-MM-207	C-MM-301	C-MM-302
Robovu-1205-PS or 1205-DLT (JLT-1205, ROBO-1205)	C-MM-208	C-MM-301	C-MM-302
Motorola MW-800/MW-810 (MOT-800)	C-MM-210	C-MM-301	C-MM-302
Panasonic CF-VDL01 or CF-VDL02 (PAN-CF2)	C-MM-211	C-MM-301	C-MM-302
Polaris Trooper II (POL-TRP)	C-MM-212	C-MM-301	C-MM-302
Coban VDMT2 (CBN-VM2)	C-MM-213	No Adapter Required	C-MM-303
Data911 D9-02-M6-1210CL LED Computer	C-MM-214	No Adapter Required	C-MM-303
Link Series 9000 MDC Mobile Data Computer System	C-MM-215	No Adapter Required	C-MM-303
Datalux T4 Monitor	C-MM-216	No Adapter Required	C-MM-303
Havis/Ledco CF19 Docking Station (no adapter bracket is required)	C-MM-303	No Adapter Required	No Adapter Required

Options & Accessories

Keyboard Mounts






Add a keyboard specific mount to your C-MKM-101 monitor set-up for the fully configured product.

- Includes quick-release slide bracket
- Configurable with C-MKM-101 Monitor Keyboard mounts and tilt/swivel assemblies
- Also used for TCB and SM Series keyboard mounts

Part Number	Description	Part Number	Description
C-KBM-101	 Keyboard Mounting Plate For TG3-SI-86-911	C-KBM-104	 Keyboard Mounting Plate For Motorola MW-800 & MW-810
C-KBM-102	 Keyboard Mounting Plate for Texas Instruments Peripherals Keyboard	C-KBM-105	 Keyboard Mounting Plate For Datalux
C-KBM-103	 Keyboard Mounting Plate For Panasonic PDRC Model CF-VKBL02M	C-KBM-106	 Keyboard Mounting Plate For Amrel Keyboard Model No. KE89B

Radio Relocation

Radio relocation brackets and wire harnesses are required for some Dash monitor mount applications (Non – Swing Out versions)

Vehicle	Radio Relocation Bracket	Wire Harness
1995-2010 Crown Victoria	 C-EB40-RCV-1P • Mounts inside Havis 9" console	 C-WH-RCV • 4" antenna extension cable included • Includes power, audio, and antenna wiring
2008-2010 Dodge Charger	 C-AB-7535-CHGR-1 • Use with C-VS-2400-CHGR-1 console	 C-WH-CHGR-1 • Includes power, audio, and antenna wiring
2006-2010 Chevy Impala	 S-CM-112-IMP-1 • Mounts under center of dash	Not needed

How to Order

- 1 Choose a Monitor Base Mount based on your vehicle or application (see page 2)
- 2 + 3 Choose a Monitor Specific Display Plate and Vehicle/Monitor Specific Adapter Plate based on your computer (see page 3)

Visit www.havis.com/monitor for our Monitor Mount Configurator or any additional product information!



www.L-TronDirect.com

800-830-9523

info@L-Tron.com

596 Fishers Station Dr | Victor, NY | 14564 | Suite 1 A

www.L-Tron.com

Get in touch with us
on social media!

