







CV61

Accessory Guide



Mounting Kits

| Accessory Name | Part Number | Description |
|---|--------------|--|
| Upgrade Mounting Kit with 2-1/4" Ball | 203-959-001 | CV61 back plate, hardware and 2-1/4" "D" size RAM mounting ball. Use for dropping CV61 into a legacy CV60 installation that uses "D" size RAM mounting arm. |
| Upgrade Mounting Kit with 3-3/8" Ball | 203-959-002 | CV61 back plate, hardware, and 3-3/8" "E" size extra duty RAM mounting ball. Use for dropping CV61 into a legacy CV60 installation that uses "E" size extra duty RAM mounting arm. |
| Upgrade Mounting Kit, CV61 back plate only | 203-959-003 | CV61 back plate and screws. Does not include RAM mounting ball or arm. Customer supplies ball, arm, and other mounting components. |
| Vehicle Mounting Kit, Stubby Extra Duty  | 203-956-001 | Extra duty 3-3/8" "E" size RAM mounting system including dual mounting balls and mounting arm. Recommended for CV61 vehicle installations. |
| Desktop Mounting Kit  | 203-954-001 | Standard duty 2-1/4" "D" size RAM mounting system including dual mounting balls, mounting arm and desktop base. Recommended for CV61 stationary (non-vehicle) installations. |
| Direct Wiring Kit  | 203-950-001 | Includes cable VE027-98020-B0 for direct connection between CV61 power input and vehicle battery (9-60 VDC installations only). Kit also includes fuse, terminal ring parts and cable mounting hardware. |
| Security Kit  | 203-949-001 | Cable retention kit contains two brackets and associated hardware. One bracket conceals the power switch and secures the power input cable. The second bracket provides cable-tie attach points to secure the PS/2, serial, Ethernet, USB, CANBUS, and audio cables. |
| Keyboard-to-Vehicle Mounting Kit with Dual 1-1/2" Ball  | 805-661-001 | Mounts keyboard to vehicle using 1-1/2" RAM mounting balls and arm. Recommended for new installations. |
| Keyboard-to-Computer Mounting Kit  | G9A-KB001-02 | Keyboard tray-style mount attaches directly to CV61. Fully swivels. Compatible with all rugged keyboards. |




CV61

Accessory Guide

Power Supplies

| Accessory Name | Part Number | Description |
|---|------------------------|---|
| AC/DC Power Adapter (Requires Separate AC Cord) | 203-955-001 | Requires country-specific AC power cord (see below), RoHS compliant. |
|  | 1-974030-025 071918 | AC Power Cord, Australia AC Power Cord, China |
| | 321-501-002 | AC Power Cord, Denmark |
| | 1-974027-025 | AC Power Cord, Europe |
| | 321-502-002 | AC Power Cord, India & South Africa |
| | 321-471-002 | AC Power Cord, Italy |
| | 321-500-002 | AC Power Cord, Japan |
| | 321-470-001 | AC Power Cord, Switzerland |
| | 1-974029-020 | AC Power Cord, United Kingdom |
| | 1-974028-025 | AC Power Cord, United States |
| DC-DC Converter Kit, 6-96V with 5Pin Female output | 203-950-002 | Required for use with vehicle electrical systems > 60V DC. Extends operating voltage range to 96V DC. Requires adapter cable (VE027-8024-C0) for use with CV61. |
|  | | |






Cables

| Accessory Name | Part Number | Description |
|---|---------------|---|
| Cable, 5-Pin Male to 6-Pin Female | VE027-8024-C0 | Adapter cable permits connecting CV61 computer to CV60 external DC/DC power converter installations. |
|  | | |
| Cable, 6-Pin Female to Open Wire | VE027-8020-B0 | Provides for direct connection from CV61 to vehicle battery. Also included in kit 203-950-001. |
|  | | |
| Cable, Dual USB, CV30/CV61 | VE011-2017 | Breakout Y-cable adapter to dual USB Type A host connectors (includes cable restraints). Required for CV61 USB connections. |
|  | | |
| Cable, Single USB, CV30/CV61 | VE011-2016 | Breakout cable adapter to single USB Type A host connector (includes cable restraint). May be used as substitute for VE011-2017 when only one USB device will be connected to CV61. |

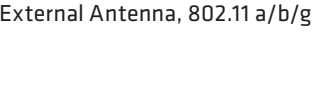
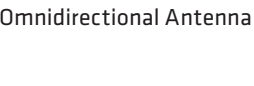
CV61

Accessory Guide

Keyboards

| Accessory Name | Part Number | Description |
|---|-------------|---|
| Backlit Keyboard, 101-Key for Windows  | 340-053-003 | Rugged external, backlit PS/2 keyboard with full-size 101-key Windows layout. Recommended to use 203-949-001 cable security kit for vehicle installations. RoHS compliant. |
| Backlit Keyboard, 88-Key for Windows  | 850-551-106 | Rugged external, backlit PS/2 keyboard with 88-key Windows layout. Recommended to use 203-949-001 cable security kit for vehicle installations. RoHS compliant. |
| Backlit Keyboard, 88-Key for VT220 Terminal Emulation  | 850-551-107 | Rugged external, backlit PS/2 keyboard with 88-key VT220 terminal emulation layout. Recommended to use 203-949-001 cable security kit for vehicle installations. RoHS compliant. |
| Keybd, Rugged QWERTY, 5250, Backlit RoHS  | 850-551-109 | Rugged external, backlit PS/2 keyboard with 88-key 5250 terminal emulation layout. Recommended to use 203-949-001 cable security kit for vehicle installations. RoHS compliant. |
| Backlit Keyboard, 88-Key for 3270 Terminal Emulation  | 850-551-110 | Rugged external, backlit PS/2 keyboard with 88-key 3270 terminal emulation layout. Recommended to use 203-949-001 cable security kit for vehicle installations. RoHS compliant. |

Antennas

| Accessory Name | Part Number | Description |
|---|-------------|---|
| External Antenna, 802.11 a/b/g  | 805-662-001 | Dual band 2.4GHz and 5.0GHz sealed remote-mount antenna. Compatible with 802.11 infrastructure. RoHS compliant. |
| Omnidirectional Antenna  | 805-552-002 | Single-band 2.4 GHz omnidirectional remote-mount antenna. Supports 802.11 b/g/n only (does not support 5.0 GHz 802.11a). Features 3dB gain and wider coverage cone. |

CV61

Accessory Guide

Miscellaneous

| Accessory Name | Part Number | Description |
|---------------------------------------|---------------|---|
| Memory Upgrade Kit, 1GB | 203-958-001 | Adds additional 1GB RAM memory to CV61A base unit for a total of 2GB RAM. User installable 1GB DDR2 SODIMM. |
| Memory Upgrade Kit, 2GB | 203-958-002 | Adds additional 2GB RAM memory to CV61A base unit for a total of 3GB RAM. User installable 2GB DDR2 SODIMM. |
| Screen Protector Kit CV61, 10 pack | 346-082-001 | User installable and removable screen protector film. Kit includes 10 protectors and application kit. |
| CV61 DVD Recovery Pack, Win XP & Win7 | 235-294-001 | DVDs contain installation files and instructions to restore CV61 to factory-supplied Windows XP or Windows 7 default system image. NOTE: This kit does not provide ability to upgrade or downgrade to a different OS version than supplied from factory. |
| Replacement Disk, 40GB | VE027-6028-A1 | 40GB Solid State Disk (SSD) replacement drive. Contains no software. Requires CV61 DVD Recovery Pack (235-294-001) to install factory default system image after disk is replaced. |



Copyright © 2012 Intermec Technologies Corporation. All rights reserved. Intermec is a registered trademark of Intermec Technologies Corporation. All other trademarks are the property of their respective owners.
612192-C 11/12



www.L-TronDirect.com

800-830-9523

info@L-Tron.com

596 Fishers Station Dr | Victor, NY | 14564 | Suite 1 A

www.L-Tron.com

Get in touch with us
on social media!

