

# CN3

## Accessories Guide

### Docks and Modules Accessories



Accessory Name	Part Number	Description
Single Dock 	871-025-001	USB Host and Client Support with bay for charging an auxiliary battery pack. (7.5"L x 4.0"W x 2.3"T) Requires Power Supply 851-082-003 and country-specific AC power cord. Optional: Single Dock Ethernet or Modem Modules.
Single Dock Ethernet Module 	871-025-101	CN3 Ethernet Module interfaces with USB Host connector on Single Dock, p/n 871-025-001. (1.5"L x 2.5"W x 1"T)
Single Dock Modem Module 	871-025-102	CN3 v.92 Modem Module interfaces with USB Host connector on Single Dock, p/n 871-025-001. (1.5"L x 2.5"W x 1"T) LEDs to indicate DTR, DCD, TX and RX status.
Multi-Dock 	871-026-001	4-slot Ethernet dock provides extra port allowing for ability to link up to three (3) multidocks. (17.2"L x 3.75"W x 2.3" T) Requires Power Supply 851-075-003 and country-specific AC power cord.
Multi-Dock, Charge Only 	871-026-002	Allows for charging up to 4 devices. Requires power supply 851-075-003 and country specific power cord. (17.2"L x 3.75"W x 2.3" T)
Multidock Wall Mount Kit 	203-641-002	Allows for mounting of one CN3 Ethernet or Charge Only Multi-Dock to vertical wall surface. (Used with 700 series too.)
Vehicle Dock 	871-027-001	<p>Provides 3.5 mm headphone (output) jack to allow for integration into the vehicle audio system. Cabled RS232 or USB Host support is also available. Requires use of Intermec RS232 Serial cable (p/n 225-737-001) or Intermec USB cable VE011-2016.</p> <p>Handsfree speakerphone capabilities will be supported via standard, off-the-shelf Bluetooth headset and handsfree speakerphone systems.</p> <p>The CN3 vehicle dock uses the same mounting system (p/n 805-611-001) and vehicle power kits (see below) as the 700 Series vehicle dock. (5.65"L x 5.31" W x 2.84"T)</p>

### Docks and Modules Accessories

Accessory Name	Part Number	Description
Vehicle Dock Install Kit RoHS	203-802-001	Preferred Solution. For connection of Vehicle Dock (871-027-001) directly to vehicle battery. Includes power cables and cable mounting hardware. Order instructions (962-000-021) separately.
Vehicle Dock Fuse Block Power Kit	203-803-001	Provides connection to vehicle fuse block. Requires Power Cable (226-109-003). Order instructions (962-040-004) separately.
Vehicle Dock Serial Cable	225-737-001	Adapts CN3 Vehicle Dock Comm Connector to RS232 Serial (DB9M) for connectivity to serial peripherals.
Cable, Power, Dock to Fuse Block RoHS	226-109-003	Used with Vehicle Dock Fuse Block Power Kit 203-803-001.
Vehicle Dock Mounting Kit	805-611-001	Allows mounting of Vehicle Dock (871-027-001) in route vehicle applications. Consists of one 4¾" adjustable pivot arm with two 1½" stainless steel balls, and assembly hardware. Due to wide range of possible applications, this kit does not include hardware for securing mount to vehicle. (Same as used with 700 Series.)
Auto Adapter, V-Docks, 3S Circular	852-057-005	Auto Cigarette Lighter Adapter used to power the CN3 Vehicle Dock (871-027-001). Connects to 3-pin circular power supply found on back of the v-dock.
Single USB Cable	VE011-2016	Adapts CN3 Vehicle Dock Comm Connector to USB-A Female for connectivity to USB peripherals. Optional: Use 203-810-001 Cable Retainer Kit to secure USB connectors.



### Batteries and Chargers Accessories

Accessory Name	Part Number	Description
STD Capacity Battery Pack, RoHS	318-016-001	One (1) standard 8.1 watt hours battery pack for CN3.
		
EXT Capacity Battery Pack, RoHS	318-016-002	One (1) extended 14.8 watt hours battery pack for CN3.
Quad Battery Charger, RoHS	852-065-001	Charges four CN3 battery packs. Requires Power Supply 851-082-003 and country-specific AC power cord.
		

### Cable Accessories

Accessory Name	Part Number	Description
RS232 Cable, DB9 F to DB25 M, 6 feet, RoHS	226-084-002	Connects Vehicle Dock RS232 Adapter (225-737-001) to External Modem, 6820 Printer, or other serial device.
USB-A to USB-B Cable, 2 meter, RoHS	321-576-004	Use with CN3 Single Dock (871-025-001) or Vehicle Dock USB Adapter Cable for ActiveSync (VE011-2016) connection to PC USB port. Also connects to peripherals equipped with USB-B Female jack.
USB-A to USB-Mini B Plug Cable, 2 meter, RoHS	321-611-102	Use with CN3 Single Docks (871-025-001) or Vehicle Dock USB Adapter Cable (VE011-2016) for connection to PB42 printer or other peripherals equipped with USB-Mini B Female jack.

### Power Supplies and Adapters

Accessory Name	Part Number	Description
Universal Power Supply, 12VDC, 35W Output RoHS	851-075-003	Use with CN3 Multidocks (871-026-001 & 871-026-002). Order country-specific AC power cord separately.
Universal Power Supply, 12VDC 50W FW5012 RoHS	851-082-003	Use with CN3 Single Dock (871-025-001) or CN3 Quad Battery Charger (852-065-001). Order country-specific AC power cord separately.


### Power Supplies and Adapters

Accessory Name	Part Number	Description
	851-089-003	AC power supply with barrel jack. Allows for charging CN3 without a dock, however requires use of CN3 Power Adapter (851-090-001) or CN3 MSR Snap-on Adapter (850-557-001). Order country-specific AC power cord separately.
	851-090-001	Attaches to the bottom of the CN3's docking connector to support barrel jack connections. Allows for use of Universal AC Power supply (851-089-003) or the Auto Cigarette Lighter Power Adapter (852-066-001).
	852-066-001	Auto Cigarette Lighter Adapter with barrel jack that allows for charging CN3 handheld. Requires use of AC/DC Power Adapter (851-090-001).

### Replacement Parts

Accessory Name	Part Number	Description
Cable Retainer Replacement Kit	203-810-001	Contains five (5) sets of Cable Retainers used to secure USB connections.
Screen Cleaner Kit, Pre-Moist Wipes RoHS	346-065-101	Includes 24 pre-moistened, non-abrasive, non-streaking 4x7" wipes.
Screen Protector, 10 Each RoHS	346-069-107	Contains ten (10) self-adhesive screen protectors.

### Snap-on Adapters

Accessory Name	Part Number	Description
	850-557-001	Attaches to heel of CN3 and provides magnetic stripe reader. Optional: Power Supply (851-089-003) and country-specific AC power cord.



## Accessories Guide

### Power Cords

AC Power Cord	Part Number
Japan	321-500-001
Switzerland	321-470-001

AC Power Cord RoHS	Part Number
Australia	1-974030-025
China	071918
Denmark	321-501-002
Europe	1-974027-025
India/S Africa	321-502-002
Italy	321-471-002
UK	1-974029-020
US	1-974028-025

Copyright © 2007 Intermec Technologies Corporation. All rights reserved. Intermec is a registered trademark of Intermec Technologies Corporation. All other trademarks are the property of their respective owners. Printed in the U.S.A. 611805-01A 03/07



[www.L-TronDirect.com](http://www.L-TronDirect.com)

800-830-9523

[info@L-Tron.com](mailto:info@L-Tron.com)

596 Fishers Station Dr | Victor, NY | 14564 | Suite 1 A

[www.L-Tron.com](http://www.L-Tron.com)

