

KB1700 Series

Bump Bar - Programmable Keypad



template A



template B



template C

- Fully downward compatible with the IBM bump bar
- All 17 tactile keys are programmable, up to 1800 characters per key with programmable inter-string delays
- Includes powerful Windows-based programming utility
- Create program layout for multiple keypads – programming utility saves templates in data files
- No programming accessory kit, TSR program, or battery required
- High quality, stainless steel dome disk switches last more than 3 million cycles
- Standard computer 101 keyboard output data format
- Data set includes all alphanumeric, control, function and optional international output codes
- True keyboard wedge function, operates with or without computer keyboard
- Available with PS/2 or RS232C output
- I/O ports allow daisy-chaining of other input devices
- Internal beeper
- Various legend sheet options available

Superior Reliability

The KB1700, one of the most popular “bump bars” on the market today, is built to withstand the most demanding requirements of kitchen systems and other industrial applications. The keypad is built with high quality stainless steel dome disk switches that last more than 3 million cycles, and the unit is enclosed in special, high durability plastic that is UV-resistant and prevents color fading. All units also receive full functional and quality control testing before leaving Logic Controls facilities.

Easy and Advanced Programming

The KB1700 is one of the easiest and most programmable bump bars on the market. It is fully downward compatible with the IBM bump bar. All 17 tactile keys are programmable and the KB1700 supports a full set of alphanumeric, control, function, and international output codes. Using a powerful Windows-based programming utility that stores key definitions in a data file, an integrator can create a program layout for multiple keypads, rather than programming key by key, keypad by keypad.

Multitude of Interfaces

The KB1700's I/O ports allow daisy-chaining of other input devices. It provides either a PS/2 or RS232C output and supports a true keyboard wedge function, operating with or without a computer keyboard. The KB1700 also offers an internal beeper and comes with various legend sheet options.

KB1700 SERIES PROGRAMMABLE KEYPAD SPECIFICATIONS

MECHANICAL

| | |
|--|--------------------------------|
| Weight Without Bracket | 0.70 lbs. |
| Weight With Bracket | 1.40 lbs. |
| Dimension Without Bracket Attached (in inches) | |
| Width | 9.25 |
| Height | 3.50 |
| Depth | 1.13 |
| Dimension With Bracket Attached (in inches) | |
| Width | 9.25 |
| Height | 2.86 |
| Depth | 4.00 |
| Keys | Stainless Steel Dome Disks |
| Life cycle | > 5 million tactile operations |

ELECTRICAL

| | |
|----------------------------|--------|
| Input Voltage (from comp.) | +5VDC |
| Current | 25 ma. |

ENVIRONMENTAL

| | |
|----------------------------|-----------------------------|
| Operating Temperature | 0 to +50 °C |
| Storage Temperature | -20 to +70 °C |
| Relative Humidity | |
| Operating | 85% max., non-condensing |
| Non-operating | 90% max., non-condensing |
| Vibration (10 to 55 Hz.) | 4G's |
| Shock | 40G's |

INTERFACES

| | |
|--------------------|----------|
| Keyboard Emulation | Standard |
| RS232C (KB1701) | |
| Baud Rate | 9600 |
| Parity | None |
| Data Bit | 8 |

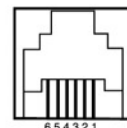
PROGRAMMING THE KEYPAD

1. Use the utility software supplied with keypad to program up to 119 alphanumeric characters per key. Utility program will write to and read from computer disk memory.
2. Keypad supports special IBM 101 control keys (Shift, Ctrl, Alt, F1 through F12, and the up/down/left/right arrow keys).

CONNECTOR PINOUTS

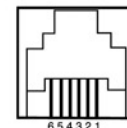
J1 (RJ11 Female) to Computer

- | | |
|---|----------------|
| 1 | Keyboard Clock |
| 2 | CPU Data |
| 3 | No Connection |
| 4 | Ground |
| 5 | +5VDC |
| 6 | Chassis Ground |



J2 (RJ11 Female) to 101 Keyboard


- | | |
|---|----------------|
| 1 | Keyboard Clock |
| 2 | Data |
| 3 | No Connection |
| 4 | Ground |
| 5 | +5VDC |
| 6 | Chassis Ground |



GENERAL INFORMATION

Manual, programming cables, programming software, and mounting bracket supplied

CONNECTOR ARRANGEMENT





www.L-TronDirect.com

800-830-9523

info@L-Tron.com

596 Fishers Station Dr | Victor, NY | 14564 | Suite 1 A

www.L-Tron.com

Get in touch with us
on social media!

