

LD9000 Series

Single and Double Side Pole Displays



The Market Leader

Logic Controls pole displays are widely known as the market leaders for PC-based POS systems. They have long set the standard for reliability, value and functionality – reasons why most end users and value-added resellers ask for Logic Controls customer displays by name.

Supports Almost Any Command Set Or Language

The LD9800 universal pole display provides support for almost any command set or language. The unit supports the Logic Controls command set and OPOS and JPOS drivers, but it can also be programmed to support command sets from Epson, Partner Tech, Ultimate Technologies, IEE, EMAX, Aedex, or Noritake. In addition, updated or new command sets can be downloaded into the display at any time after the purchase. Many different languages are also supported - from common languages like English, Spanish, German and French to less common languages like Norwegian and Slavonic. Importantly, these command sets and languages are selected through a software interface. The use of dip switches or other hardware-based selection mechanisms, which inherently decrease the reliability of the hardware but are still used by our competitors, is avoided.

Advanced Functionality and Value

The LD9000 comes with much functionality that simply is not found in other vendors' pole displays. "Smart scrolling," user-definable characters, and a built-in real-time clock are all standard features of the unit's firmware. The LD9000 is also more visible than its competitors due to a special scratch-resistant lens that has a color optically matched to the light emitted from the vacuum fluorescent display. Like all Logic Controls customer display models, the LD9000 also provides comprehensive and innovative support of different interface. Logic Controls was the first to offer port-powered customer displays that use a standard USB port. Models with serial, USB, USB port-powered, parallel and serial or parallel pass-thru interfaces are available.

- 2 line by 20 character pole display with 9.5mm character height
- Proven reliability
- Bright green vacuum fluorescent display
- Better visibility due to optically matched lens
- Automatic message scrolling and "smart scrolling"
- Wide choice of interfaces: USB, USB port-powered, serial, parallel and pass-through
- Support OPOS and JPOS drivers and many command sets including Epson, Partner Tech, Ultimate Technologies, IEE, EMAX, Aedex, or Noritake.
- Universal LD9800 models support a wide variety of languages including English, Spanish, German, French, and Italian
- Adjustable viewing angles
- Available in beige and dark grey, 120V and 220V
- Optional telescopic pole with adjustable height.

LD9000/X CUSTOMER POLE DISPLAY SPECIFICATIONS

OPTICAL (FLUORESCENT DISPLAY)

Digits per Row	20
Number of Rows	2
Digit Configuration	5 x 7 Dot Matrix
Digit Height	9.5mm
Digit Width	6.2 mm
Digit Pitch	7.7mm
Character Configuration	ASCII
Brightness	900 cd/m2 Typical
Display Color	Blue-green
MTBF	300,000 hours

ELECTRICAL

Input Power (to adapter)	120VAC, 60Hz
	220VAC, 50Hz (optional)
Output Power (from adapter)	7.5VAC, 1A
Connector	2 Conductor female jack
Pole Connector	6-pin DIN (male)
Interface Cable	
Pole side connector	6-pin DIN (female)
Computer side connector	DB9 (female); Optional DB25 (female)
Power connector	2 Conductor male jack

ENVIRONMENTAL

Operating Temperature	0 to +50C
Storage Temperature	-20C to +70C
Relative Humidity	
Operating	85% max. non-condensing
Non-operating	90% max. non-condensing
Vibration (10 to 55Hz)	4 G's
Shock	40 G's

INTERFACE

Serial	RS232C
Protocol:	
Baud Rate	600, 1200, 2400, 9600*, 19,200
Data Bit	8
Parity	None
Stop Bits	1, 2*
RTS/CTS control lines are tied together in the connector. DSR/DCD/DTR control lines are tied together in the connector.	

Parallel	Optional Interface
Pass-Thru	Optional serial or parallel

*Default preset at factory

GENERAL INFORMATION

Power adaptor and 6 foot cable (with DIN 6F and DB9F connectors) are supplied with product.

POLE DISPLAY EMULATION

The LD9000 serial pole displays are very versatile. They can emulate many other pole display command sets.

CERTIFICATION

FCC Class A

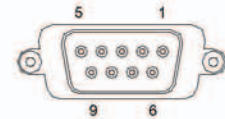
MECHANICAL

Weight	2.7 lbs
Dimensions (inches)	(width x height x depth)
Fluorescent Display	7.87 x 3.37 x 1.75
Rectangular Base	2.12 x 2.00 x 2.25
Base Plate	4.00 x 0.90 x 8.00
Overall Height	8 to 25 inches

CONNECTOR PINOUT


DB9 female connector

Pin #	Function
1	DCD
3	Data
4	DTR
5	Ground
6	DSR
7	RTS
8	CTS



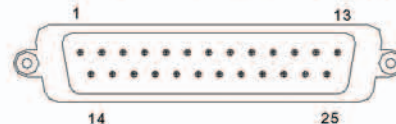
DB25 female connector - Serial

2	Data
7	Ground
4	RTS
5	CTS
6	DSR
8	DCD
20	DTR



DB25 male connector - Parallel

Pin #	Function	Pin #	Function
1	-Strobe	10	-ACK
2	Data 0	11	Busy
3	Data 1	12	Paper End
4	Data 2	13	Select
5	Data 3	14	-Auto Feed
6	Data 4	15	-Error
7	Data 5	16	-Initialize Printer
8	Data 6	17	-Select Input
9	Data 7	8 - 25	Ground



ORDER INFORMATION

LD 9		X	
COMMAND SET	Double Side Power Adaptor		
0=Logic Controls	0 = 120VAC		
1=Logic Controls with Pass-Thru	1 = 220VAC		
2=Special command set 1	Serial / Parallel Interface		
3=Special command set 2	0=serial 9600 Baud		
4=Special command set 3	1=serial 600 Baud		
5=Special command set 4	2=serial 1200 Baud		
	3=serial 2400 Baud		
	4=serial 4800 Baud		
	5=serial 19200 Baud		
	9=Parallel Interface		



www.L-TronDirect.com

800-830-9523

info@L-Tron.com

596 Fishers Station Dr | Victor, NY | 14564 | Suite 1 A

www.L-Tron.com

Get in touch with us
on social media!

