

MR3000 Series

Magnetic Stripe Readers



- Full size unit with heavy duty die cast steel housing
- Easy, GUI-based programming
- Built-in decoder reads all combinations of tracks 1, 2 and 3
- Stainless steel card guide for extra smooth swipe
- Bi-directional reading head that lasts > 1 million swipes
- Two color LED indicates good/bad read
- Supports wide range of reading speeds
- Supports PS/2 keyboard wedge interface or optional USB, RS232C, RS232C pass-thru or AT interfaces
- Operates with or without keyboard attached
- Avoids transmission errors due to bus contention

Superior Reliability

The MR3000 Series full size MSR's are built with only the highest quality components. They are enclosed in heavy duty die cast steel housings and use stainless steel card guides for an extra smooth swipe. The reading head lasts longer than 1 million cycles and can read with a swipe made in either direction. A two color LED indicates a good/bad read. The MR3000 Series also supports a wide range of reading speeds and includes special firmware to avoid transmission errors due to bus contention. All units also receive full functional and quality control testing before leaving Logic Controls facilities.

Easily Programmable

The MR3000 Series includes programmable models that are easily programmed through an intuitive graphical user interface. By simply clicking on buttons and entering parameters, an integrator can easily set up MR3000 units for use with a minimal investment in time and training. It is easy to enable/disable tracks, change start and stop sentinels, and add prefixes, field terminators and suffixes. A built-in decoder reads all combinations of tracks 1, 2 and 3.

Many Interfaces Supported

The MR3000 Series MSR's are available with a standard PS/2 keyboard wedge interface or optional USB, RS232C, RS232C pass-thru or AT interfaces. They support a true keyboard wedge function and can operate either with or without a computer keyboard.



Programming through graphical user interface saves time & money.

MR3000 SERIES MAGNETIC STRIPE READER SPECIFICATIONS

MECHANICAL

Weight	0.95 lbs.
Height	1.42 inches
Width	1.82 inches
Length	5.71 inches
Magnetic Head	
Number of Tracks(MR3000)	2 (Any Combination of Tracks 1 and 2)
Number of Tracks(MR3300)	3 (Any Combination of Tracks 1, 2, and 3)
Track Width	1.4 mm
Core Material	Permalloy or Sendust
Life	>1,000,000 passes
Card Feed	
Speed	100 to 1200 mm/sec
Force	90g typical, 180g max.
Direction	Bi-directional

ELECTRICAL

Supply Voltage	+5VDC
Supply Ripple	100 mv p-p max.
Current	30 mA max.

ENVIRONMENTAL

Operating Temperature	-10 to +55°C
Storage Temperature	-30 to +70°C
Relative Humidity	
Operating	10 to 95% non-condensing
Non-operating	10 to 95% non-condensing
Vibration (10 to 55 Hz.)	4G's
Shock	30G's

INTERFACE

Wedge Interface	PS/2 standard (AT optional)
USB	HID Keyboard
Serial	RS232C
Protocol	
Baud Rate	2400, 4800, 9600*, 19200
Parity	None*, Even, Odd
Data Bits	7, 8*
* Factory Default Value	

CONNECTOR PINOUT

KEYBOARD WEDGE

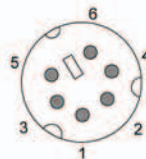
Mini - DIN 6F

- 1 Data
- 2 No Connection
- 3 Ground
- 4 +5VDC
- 5 Clock
- 6 No Connection



Mini - DIN 6M


- 1 Data
- 2 No Connection
- 3 Ground
- 4 +5VDC
- 5 Clock
- 6 No Connection



USB

Type-A Connector

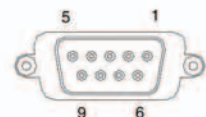
- 1 +5VDC
- 3 D-
- 4 D+
- 5 Ground



RS232

DB9 Female connector

- 1 Tied to 4 & 6
- 3 Data
- 4 Tied to 1 & 6
- 5 Ground
- 6 Tied to 1 & 4
- 7 RTS
- 8 CTS





www.L-TronDirect.com

800-830-9523

info@L-Tron.com

596 Fishers Station Dr | Victor, NY | 14564 | Suite 1 A

www.L-Tron.com

